



## 2009 Ford Expedition EL 4WD 4dr XLT (K16)

Prepared By:  
Florida Department of Management Services,  
Division of State Purchasing

Stock Photo - Actual Vehicle May Differ - Courtesy of Chassis Systems, Inc.

## Vehicle Information

### SELECTED MODEL

Code	Description
K16	2009 Ford Expedition EL 4WD 4dr XLT

### SELECTED VEHICLE COLORS

### SELECTED OPTIONS

Code	Description
___	STANDARD EMISSIONS
995	5.4L SOHC 24-VALVE V8 FFV ENGINE
___	6-SPEED AUTOMATIC TRANSMISSION W/OD
X16	3.73 AXLE RATIO
230A	XLT SERIES ORDER CODE
T5N	P265/70R17 ON/OFF ROAD OWL TIRES, -inc: 17" all-season BSW spare
___	SOLID PAINT
___	2ND ROW 40/20/40 SPLIT BENCH SEAT, -inc: CenterSlide, recline & fold flat feature, carpeted seatbacks
F_	CLOTH CAPTAINS CHAIRS



## 2009 Ford Expedition EL 4WD 4dr XLT (K16)

Prepared By:  
Florida Department of Management Services,  
Division of State Purchasing

Stock Photo - Actual Vehicle May Differ - Courtesy of Chassis Systems, Inc.

# Standard Equipment

## MECHANICAL

- 5.4L SOHC 24-valve V8 FFV engine
- 6-Speed automatic transmission w/OD
- 3.73 Axle ratio
- Engine block heater \*Standard on non-fleet vehicles in AK, MN, ND, SD, MT, WI & WY\*
- AdvanceTrac w/roll stability control (RSC)
- 4-wheel drive w/ControlTrac
- Maintenance-free battery w/battery saver feature
- 150-amp alternator
- Integrated Class IV trailer towing receiver-inc: 4-pin connector
- Front tow hooks
- Double wishbone front suspension w/coil-over shock
- Independent multi-link rear suspension
- Front/rear stabilizer bars
- Variable assist pwr rack & pinion steering w/cooler
- 4-wheel pwr disc brakes w/anti-lock & brake assist

## EXTERIOR

- P265/70R17 on/off road OWL tires -inc: 17" all-season BSW spare
- 17" spare tire w/steel wheel
- 17" x 8.0" aluminum wheels
- Black roof rails w/crossbars
- Painted body-color bumpers
- Black running boards
- Body-color lower body-side cladding
- Body-color wheel lip molding
- Body-color front/rear fascias
- Chrome grille
- Complex reflector headlamps w/autolamp feature
- Rainlamp feature
- Fog lamps
- Black pwr heated mirrors w/security approach lamps
- Privacy glass
- Speed-sensitive intermittent windshield wipers
- Rear window intermittent wiper w/washer
- Chrome rear license plate brow
- Chrome door handles
- Rear liftgate w/flip-up glass

## INTERIOR



## 2009 Ford Expedition EL 4WD 4dr XLT (K16)

Prepared By:  
Florida Department of Management Services,  
Division of State Purchasing

Stock Photo - Actual Vehicle May Differ - Courtesy of Chassis Systems, Inc.

Cloth low back front captains chairs-inc: 6-way pwr driver seat w/adjustable lumbar, 2-way adjustable headrests  
Cloth 2nd row 40/20/40 split bench seat-inc: CenterSlide, recline, fold flat feature, carpeted seatbacks  
3rd row 60/40 split bench seat-inc: fold flat feature (vinyl 3rd row when leather seating surface interior is ordered)  
Head restraints at all outboard seating positions  
Floor console-inc: storage bin, coinholder, rear passenger audio controls, headphone jacks, tissue holder, padded cover, front/rear pwr points, auxiliary HVAC controls, pen holder, auxiliary audio input jack  
Color-keyed floor carpeting  
Carpeted floor mats for 1st/2nd row  
Color-keyed leather-wrapped steering wheel w/cruise controls  
Tilt steering column  
Analog instrumentation-inc: voltmeter, oil pressure, water temp, tachometer  
Warning lights-inc: door/liftgate ajar, fasten seat belts, anti-lock brakes, cruise control, engine check, charge system, air bag, high beams, parking brake, TPMS, fuel cap, low fuel/washer fluid, turn signal, OD off, check gauges, suspension system, brake fluid gauge  
Tire pressure monitoring system (TPMS)  
Pwr windows w/driver one-touch-down  
Pwr door locks-inc: auto lock  
SecuriLock remote keyless entry w/(2) key fobs, illuminated entry  
SecuriCode keyless entry keypad  
Cruise control  
SecuriLock passive anti-theft system  
Perimeter alarm system  
Pwr accessory delay  
Manual air conditioning w/auxiliary rear climate controls  
Rear seat heat ducts  
AM/FM stereo w/CD player-inc: (6) speakers, 160-watt amp, speed-compensated volume, Radio Data System (RDS), partitioned audio, rear seat controls, MP3 capability  
Concealed antenna in RH quarter glass  
Cup holders-inc: (2) front/(2) rear in front console, (2) door trim panels, (3) rear quarter trim panels  
Black instrument panel-inc: cigarette lighter, pwr point w/cap  
Front/rear door map pockets  
Electrochromic rearview mirror  
Color-keyed cloth headliner  
Color-keyed cloth sunvisors w/auxiliary visors, dual illuminated mirrors  
Overhead console-inc: map lights, sunglass holder, conversation mirror  
Assist handles-inc: color-keyed (2) front passengers, (2) second row  
2nd & 3rd row coat hooks  
Lights-inc: glove box, front door approach, rear cargo, 2nd row map lights, illuminated entry, theater lighting  
3rd row storage bin  
Cargo organizer  
Cargo area pwr point

### SAFETY

Personal safety system-inc: crash severity sensor, dual-stage front airbags, driver seat position sensor  
Safety Canopy  
Side thorax air bags



## 2009 Ford Expedition EL 4WD 4dr XLT (K16)

Prepared By:  
Florida Department of Management Services,  
Division of State Purchasing

Stock Photo - Actual Vehicle May Differ - Courtesy of Chassis Systems, Inc.

---

Front 3-point seat belts-inc: adjustable shoulder harness, load limiting retractors, pretensioners, usage sensors

3-point seat belts in rear outboard seating positions

Beltminder system

Child safety locks on rear doors

LATCH system on rear outboard seats

SOS Post Crash Alert System

Side intrusion door beams

---



**2009 Ford Expedition EL 4WD 4dr XLT (K16)**

**Prepared By:**  
 Florida Department of Management Services,  
 Division of State Purchasing

Stock Photo - Actual Vehicle May Differ - Courtesy of Chassis Systems, Inc.

**All Options**

Code	Description	Front Weight	Rear Weight	MSRP
<b>Emissions</b>				
—	STANDARD EMISSIONS	0.0	0.0	\$0.00
422	CALIFORNIA EMISSIONS, *Required on units for CA, CT, ME, MA, NY, NJ, OR, PA, RI, VT & WA registration. Optional for Cross-Border States*	0.0	0.0	\$0.00
423	CALIFORNIA EMISSIONS NOT REQUIRED, *For units shipped or sold to California Emission States dealers for registration out of state*, (REQ: Standard Emissions), *In Maine, Rhode Island & Vermont dealers cannot order vehicles for customers in non-California Emission State locations (except Public Service/Emergency Vehicles)*	0.0	0.0	\$0.00
936	CALIFORNIA EMISSIONS PUBLIC SERVICE/ EMERGENCY VEHICLE EXEMPTION, *Only available on units sold to authorized government units & privately-owned ambulance companies*, (REQ: 423 Emissions)	0.0	0.0	\$0.00
93N	NON-CALIFORNIA EMISSIONS/NON-CROSS-BORDER STATES DEALER ORDER FOR CALIFORNIA EMISSIONS STATES REGISTRATION, *Required on all units ordered by dealers for California Emissions States registration when vehicle is being delivered to a non-California Emissions/non-Cross-Border States location.*, (REQ: 422 Emissions)	0.0	0.0	\$0.00
<b>Engine</b>				
995	5.4L SOHC 24-VALVE V8 FFV ENGINE	0.0	0.0	\$0.00
<b>Transmission</b>				
—	6-SPEED AUTOMATIC TRANSMISSION W/OD	0.0	0.0	\$0.00
<b>Axle</b>				
X16	3.73 AXLE RATIO	0.0	0.0	\$0.00
XH6	3.73 AXLE RATIO W/LIMITED SLIP DIFFERENTIAL, (REQ: 17L Limo pkg)	0.0	0.0	W/A
<b>Series Order Code</b>				
230A	XLT SERIES ORDER CODE	0.0	0.0	\$0.00
<b>Tires</b>				
T5N	P265/70R17 ON/OFF ROAD OWL TIRES, -inc: 17" all-season BSW spare	0.0	0.0	\$0.00
T5P	P255/70R18 ALL-SEASON OWL TIRES, -inc: 18" x 8.5" machined aluminum wheels, 17" all-season BSW spare	0.0	0.0	\$995.00
<b>Paint</b>				
—	SOLID PAINT	0.0	0.0	\$0.00
<b>Seating Arrangement</b>				
—	2ND ROW 40/20/40 SPLIT BENCH SEAT, -inc: CenterSlide, recline & fold flat feature, carpeted seatbacks	0.0	0.0	\$0.00
<b>Seat Type</b>				
F_	CLOTH CAPTAINS CHAIRS	0.0	0.0	\$0.00
1_	LEATHER CAPTAINS CHAIRS, *3rd row vinyl*	0.0	0.0	\$1,295.00



**2009 Ford Expedition EL 4WD 4dr XLT (K16)**

**Prepared By:**  
 Florida Department of Management Services,  
 Division of State Purchasing

Stock Photo - Actual Vehicle May Differ - Courtesy of Chassis Systems, Inc.

**Additional Options**

536	HD TRAILER TOW PKG, -inc: class IV hitch receiver, wire harness w/4-pin & 7-pin connector, HD aux trans oil cooler, HD radiator, electronic braking wiring kit	0.0	0.0	\$395.00
50X	XLT CONVENIENCE PKG, -inc: pwr adjustable pedals, reverse sensing system w/message center, pwr rear quarter windows, universal garage door opener, premium AM/FM stereo w/6-disc in-dash CD changer w/speed compensated volume control, (6) speakers, rear seat audio controls, Radio Data System (RDS), clock, partitioned audio, 160-watt amp, MP3 capability	0.0	0.0	\$895.00
91V	REAR SEAT DVD VIDEO ENTERTAINMENT SYSTEM W/WIRELESS HEADPHONES, -inc: 8" drop down LCD screen & remote, MP3, CD-R, CD-R/W, DVD-R, DVD-R/W capable, (REQ: 62S Sirius Satellite Radio & 3rd row seat), *Satellite service N/A in Hawaii*	0.0	0.0	\$1,295.00
87P	3RD ROW POWERFOLD SEATS, -inc: fold-flat feature, *3rd row will be vinyl when leather seating surface interiors are ordered*	0.0	0.0	\$495.00
62S	SIRIUS SATELLITE RADIO, -inc: (6) month subscription, *programming subject to geographical location & availability*	0.0	0.0	\$195.00
91M	SYNC VOICE ACTIVATED COMMUNICATIONS & ENTERTAINMENT SYSTEM, -inc: Bluetooth capability, steering wheel controls, USB port, audio input jack	0.0	0.0	\$395.00
64L	18" X 8.5" CHROME CLAD ALUMINUM WHEELS, (REQ: T5P Tires)	0.0	0.0	\$0.00
43M	PWR MOONROOF, (REQ: 50X XLT Convenience Pkg)	0.0	0.0	\$995.00
43D	DAYTIME RUNNING LIGHTS	0.0	0.0	\$45.00
51R	1ST & 2ND ROW RUBBER FLOORMATS, *1st & 2nd row carpeted floormats included*	0.0	0.0	\$55.00
153	FRONT LICENSE PLATE BRACKET	0.0	0.0	\$0.00
41K	SKID PLATES	0.0	0.0	\$100.00
41H	ENGINE BLOCK HEATER, *Requires valid FIN code*	0.0	0.0	\$35.00
65R	POWERCODE REMOTE START SYSTEM, (REQ: 91M SYNC), (DIO)	0.0	0.0	\$325.00
55F	FLAT MOLDED SPLASH GUARDS, (DIO)	0.0	0.0	W/A
C09	PRICED DORA	0.0	0.0	\$0.00
B4A	NET INVOICE FLEET OPTION	0.0	0.0	\$0.00
---	SPECIAL FLEET ACCOUNT CREDIT, (N/A w/56M National Fleet Incentive), *Combines Fleet Marketing Credit & Fleet Special Adjustment Credit* *Requires valid FIN* *N/A w/56A CPA*, *CREDIT*	0.0	0.0	\$0.00
56M	NATIONAL FLEET INCENTIVE, *Available to qualified fleet buyers only. Fleet customer will have the option of selecting the greater of available fleet incentive or retail customer cash incentive. 2009 National Fleet Incentives include all applicable Commercial Fleet Credits*, *CREDIT*	0.0	0.0	\$0.00
---	BID ASSISTANCE	0.0	0.0	\$0.00


















**2009 Ford Expedition EL 4WD 4dr XLT (K16)**

**Prepared By:**  
 Florida Department of Management Services,  
 Division of State Purchasing

Stock Photo - Actual Vehicle May Differ - Courtesy of Chassis Systems, Inc.

## Color Availability

Color	Code	Description
	DX	Exterior 1: Dark Blue Pearl Metallic
N/A	FL	Internal: Stone
	DX	Exterior 1: Dark Blue Pearl Metallic
N/A	FC	Internal: Camel
	DX	Exterior 1: Dark Blue Pearl Metallic
N/A	FW	Internal: Charcoal Black
	JV	Exterior 1: Sangria Red Metallic
N/A	FL	Internal: Stone
	JV	Exterior 1: Sangria Red Metallic
N/A	FC	Internal: Camel
	JV	Exterior 1: Sangria Red Metallic
N/A	FW	Internal: Charcoal Black
	T9	Exterior 1: Black Pearl Slate Metallic
N/A	FL	Internal: Stone
	T9	Exterior 1: Black Pearl Slate Metallic
N/A	FC	Internal: Camel
	T9	Exterior 1: Black Pearl Slate Metallic
N/A	FW	Internal: Charcoal Black
	UA	Exterior 1: Black
N/A	FL	Internal: Stone
	UA	Exterior 1: Black
N/A	FC	Internal: Camel
	UA	Exterior 1: Black
N/A	FW	Internal: Charcoal Black
	YZ	Exterior 1: Oxford White
N/A	FL	Internal: Stone
	YZ	Exterior 1: Oxford White
N/A	FC	Internal: Camel
	YZ	Exterior 1: Oxford White



## 2009 Ford Expedition EL 4WD 4dr XLT (K16)

Prepared By:  
Florida Department of Management Services,  
Division of State Purchasing

Stock Photo - Actual Vehicle May Differ - Courtesy of Chassis Systems, Inc.

Color	Code	Description
N/A	FW	Internal: Charcoal Black
	ZY	Exterior 1: Vapor Silver Metallic
N/A	FL	Internal: Stone
	ZY	Exterior 1: Vapor Silver Metallic
N/A	FC	Internal: Camel
	ZY	Exterior 1: Vapor Silver Metallic
N/A	FW	Internal: Charcoal Black



**2009 Ford Expedition EL 4WD 4dr XLT (K16)**

**Prepared By:**  
Florida Department of Management Services,  
Division of State Purchasing

Stock Photo - Actual Vehicle May Differ - Courtesy of Chassis Systems, Inc.

---

## Warranty Information

<<< PRELIMINARY 2009 WARRANTY >>>

---

**Basic:**

3 Years/36,000 Miles

---

**Drivetrain:**

5 Years/60,000 Miles

---

**Corrosion:**

5 Years/Unlimited Miles

---

**Roadside Assistance:**

5 Years/60,000 Miles

---



## 2009 Ford Expedition EL 4WD 4dr XLT (K16)

Prepared By:  
Florida Department of Management Services,  
Division of State Purchasing

Stock Photo - Actual Vehicle May Differ - Courtesy of Chassis Systems, Inc.

# Technical Specifications

## POWERTRAIN

### Transmission

Drivetrain	4-Wheel Drive
Trans Order Code	
Trans Type	6
Trans Description Cont.	Automatic w/OD
Trans Description Cont. Again	
First Gear Ratio (:1)	4.17
Second Gear Ratio (:1)	2.34
Third Gear Ratio (:1)	1.52
Fourth Gear Ratio (:1)	1.14
Fifth Gear Ratio (:1)	0.86
Sixth Gear Ratio (:1)	0.69
Reverse Ratio (:1)	3.40
Clutch Size	
Trans Power Take Off	
Final Drive Axle Ratio (:1)	N/A
Transfer Case Model	Borg Warner 44-06
Transfer Case Gear Ratio (:1), High	2.64
Transfer Case Gear Ratio (:1), Low	1.00
Transfer Case Power Take Off	

### Mileage

EPA Fuel Economy Est - City	N/A MPG
EPA Fuel Economy Est - Hwy	N/A MPG
Cruising Range - City	N/A mi
Cruising Range - Hwy	N/A mi

### Engine

Engine Order Code	995
Engine Type	FFV V8
Displacement	5.4L/330
Fuel System	SEFI
SAE Net Horsepower @ RPM	310 @ 5100
SAE Net Torque @ RPM	365 @ 3600
Engine Oil Cooler	



## 2009 Ford Expedition EL 4WD 4dr XLT (K16)

Prepared By:  
Florida Department of Management Services,  
Division of State Purchasing

Stock Photo - Actual Vehicle May Differ - Courtesy of Chassis Systems, Inc.

### Electrical

Cold Cranking Amps @ 0° F (Primary)	650
Cold Cranking Amps @ 0° F (2nd)	
Cold Cranking Amps @ 0° F (3rd)	N/A
Maximum Alternator Capacity (amps)	150

### Cooling System

Total Cooling System Capacity	13 qts
-------------------------------	--------

### DIMENSIONS

#### Interior Dimensions

Passenger Capacity	5
Front Head Room	39.6 in
Front Leg Room	41.1 in
Front Shoulder Room	63.2 in
Front Hip Room	60.2 in
Second Head Room	39.8 in
Second Leg Room	39.1 in
Second Shoulder Room	63.7 in
Second Hip Room	59.9 in
Third Head Room	
Third Leg Room	
Third Shoulder Room	
Third Hip Room	



## 2009 Ford Expedition EL 4WD 4dr XLT (K16)

Prepared By:  
Florida Department of Management Services,  
Division of State Purchasing

Stock Photo - Actual Vehicle May Differ - Courtesy of Chassis Systems, Inc.

### Exterior Dimensions

Wheelbase	119.0 in
Length, Overall w/o rear bumper	N/A in
Length, Overall w/rear bumper	206.5 in
Width, Max w/o mirrors	78.8 in
Height, Overall	77.2 in
Overhang, Front	39.2 in
Overhang, Rear w/o bumper	N/A in
Front Bumper to Back of Cab	N/A in
Cab to Axle	N/A in
Cab to End of Frame	N/A in
Ground to Top of Load Floor	34.4 in
Ground to Top of Frame	N/A in
Frame Width, Rear	N/A in
Ground Clearance, Front	8.7 in
Ground Clearance, Rear	8.7 in
Rear Door Opening Height	34.6 in
Rear Door Opening Width	56.7 in
Side Door Opening Height	N/A in
Side Door Opening Width	N/A in
Step Up Height - Front	N/A in
Step Up Height - Side	N/A in



## 2009 Ford Expedition EL 4WD 4dr XLT (K16)

Prepared By:  
Florida Department of Management Services,  
Division of State Purchasing

Stock Photo - Actual Vehicle May Differ - Courtesy of Chassis Systems, Inc.

### Cargo Area Dimensions

Cargo Box Length @ Floor	N/A in
Cargo Area Length @ Floor to Console	N/A in
Cargo Area Length @ Floor to Seat 1	82.5 in
Cargo Area Length @ Floor to Seat 2	44.4 in
Cargo Area Length @ Floor to Seat 3	
Cargo Box Width @ Top, Rear	N/A in
Cargo Area Width @ Beltline	N/A in
Cargo Box Width @ Floor	N/A in
Cargo Box Width @ Wheelhousings	49.2 in
Cargo Box (Area) Height	N/A in
Tailgate Width	N/A in
Cargo Volume	N/A ft <sup>3</sup>
Cargo Volume to Seat 1	108.3 ft <sup>3</sup>
Cargo Volume to Seat 2	55.0 ft <sup>3</sup>
Cargo Volume to Seat 3	
Cargo Volume to Seat 4	
Ext'd Cab Cargo Volume	N/A ft <sup>3</sup>

### CHASSIS

#### Weight Information

Gross Axle Wt Rating - Front	3700 lbs
Gross Axle Wt Rating - Rear	4250 lbs
Curb Weight - Front	2947 lbs
Curb Weight - Rear	2836 lbs
Option Weight - Front	0.00 lbs
Option Weight - Rear	0.00 lbs
Reserve Axle Capacity - Front	753.00 lbs
Reserve Axle Capacity - Rear	1414.00 lbs
As Spec'd Curb Weight	5783.00 lbs
As Spec'd Payload	1917.00 lbs
Gross Combined Wt Rating	12100 lbs
Curb Weight	5783.00 lbs
Reserve Axle Capacity	2167.00 lbs
Total Option Weight	0.00 lbs
Payload Weight Front	0 lbs
Payload Weight Rear	0 lbs
Gross Vehicle Weight Rating	7700.00 lbs



## 2009 Ford Expedition EL 4WD 4dr XLT (K16)

Prepared By:  
Florida Department of Management Services,  
Division of State Purchasing

Stock Photo - Actual Vehicle May Differ - Courtesy of Chassis Systems, Inc.

### Frame

Frame Type	Fully Boxed
Sect Modulus Rails Only	N/A in <sup>3</sup>
Frame RBM	N/A N/A
Frame Strength	N/A lbs
Frame Thickness	N/A in

### Suspension

Suspension Type - Front	Double Wishbone
Suspension Type - Rear	Multi-Link
Spring Capacity - Front	3700 lbs
Spring Capacity - Rear	4250 lbs
Axle Type - Front	Independent
Axle Type - Rear	Independent
Axle Capacity - Front	3700 lbs
Axle Capacity - Rear	4250 lbs
Axle Ratio (:1) - Front	3.73
Axle Ratio (:1) - Rear	3.73
Shock Absorber Diameter - Front	34.9 mm
Shock Absorber Diameter - Rear	34.9 mm
Stabilizer Bar Diameter - Front	1.4 in
Stabilizer Bar Diameter - Rear	N/A in

### Tires

Front Tire Order Code	T5N
Rear Tire Order Code	T5N
Spare Tire Order Code	
Front Tire Size	P265/70R17
Rear Tire Size	P265/70R17
Spare Tire Size	P265/70R17
Front Tire Capacity	2305 lbs
Rear Tire Capacity	2305 lbs
Spare Tire Capacity	2305 lbs
Revolutions/Mile @ 45 mph - Front	654
Revolutions/Mile @ 45 mph - Rear	654
Revolutions/Mile @ 45 mph - Spare	654



## 2009 Ford Expedition EL 4WD 4dr XLT (K16)

Prepared By:  
Florida Department of Management Services,  
Division of State Purchasing

Stock Photo - Actual Vehicle May Differ - Courtesy of Chassis Systems, Inc.

### Wheels

Front Wheel Size	17 x 8.0 in
Rear Wheel Size	17 x 8.0 in
Spare Wheel Size	17 x 8.0 in
Front Wheel Material	Aluminum
Rear Wheel Material	Aluminum
Spare Wheel Material	Steel

### Steering

Steering Ratio (:1), On Center	20
Steering Ratio (:1), At Lock	
Turning Diameter - Curb to Curb	40.83 ft
Turning Diameter - Wall to Wall	42.16 ft

### Brakes

Brake Type	Pwr
Brake ABS System	4-Wheel
Brake ABS System (Second Line)	
Disc - Front (Yes or )	Yes
Disc - Rear (Yes or )	Yes
Front Brake Rotor Diam x Thickness	13.0 x -TBD- in
Rear Brake Rotor Diam x Thickness	13.5 x -TBD- in
Drum - Rear (Yes or )	
Rear Drum Diam x Width	

### Fuel Tank

Fuel Tank Capacity, Approx	33.5 gal
Aux Fuel Tank Capacity, Approx	
Fuel Tank Location	Midship
Aux Fuel Tank Location	

### Trailer

Dead Weight Hitch - Max Trailer Weight	5000.00 lbs
Dead Weight Hitch - Max Tongue Weight	500.00 lbs
Weight Distributing Hitch - Max Trailer Weight	6000.00 lbs
Weight Distributing Hitch - Max Tongue Weight	600.00 lbs
Fifth Wheel Hitch - Max Trailer Weight	6017.00 lbs
Fifth Wheel Hitch - Max Tongue Weight	1504.25 lbs

### VEHICLE

Rear Door Type	Liftgate
----------------	----------



## 2009 Ford Expedition EL 4WD 4dr XLT (K16)

Prepared By:  
Florida Department of Management Services,  
Division of State Purchasing

Stock Photo - Actual Vehicle May Differ - Courtesy of Chassis Systems, Inc.

### EXTERIOR

Side Door Type

N/A

Report content is based on current data. Any performance-related calculations are offered solely as guidelines. Actual unit performance will depend on your operating conditions.