



**2009 Toyota Tundra 4WD Truck CrewMax 5.7L
FFV V8 6-Spd AT Grade (SE) (8363)**

Prepared By:
Florida Department of Management Services,
Division of State Purchasing

Vehicle Information

SELECTED MODEL

Code	Description
8363	2009 Toyota Tundra 4WD Truck CrewMax 5.7L FFV V8 6-Spd AT Grade (SE)

SELECTED VEHICLE COLORS

SELECTED OPTIONS

Code	Description
___	SOUTHEAST TOYOTA ADMIN FEE, *PRICE TO FOLLOW*
RE	50-STATE EMISSIONS
___	OPTION PKG NOT DESIRED
___	STANDARD PAINT
___	FABRIC 40/20/40 SPLIT-&-FOLD BENCH SEAT W/4-WAY ADJUSTABLE DRIVER & FRONT PASSENGER SEATS, (STD)
FL__	CLOTH TRIM



**2009 Toyota Tundra 4WD Truck CrewMax 5.7L
FFV V8 6-Spd AT Grade (SE) (8363)**

Prepared By:
Florida Department of Management Services,
Division of State Purchasing

Standard Equipment

MECHANICAL

- 5.7L FFV V8 engine
- 6-speed automatic transmission-inc: electronically controlled intelligence (ECT-i), sequential shift mode, uphill & downhill shift logic, Tow & Haul mode
- 4WDemand 4-wheel drive system w/electronically controlled 2-speed transfer case
- Front tow hooks
- Independent coil-spring double wishbone front suspension w/low-pressure nitrogen gas shocks, stabilizer bar
- Trapezoidal multi-leaf live axle rear suspension w/staggered low-pressure nitrogen gas shocks
- Hydraulic pwr rack & pinion steering
- Pwr vented disc brakes
- 4-wheel anti-lock brakes (ABS) w/brake assist

EXTERIOR

- P255/70R18 tires
- 18" steel wheels
- 18" spare wheel & P255/70R18 tire
- Pwr sliding rear privacy glass
- Tailgate assist

INTERIOR

- Fabric 40/20/40 split-&-fold bench seat w/4-way adjustable driver & front passenger seats

SAFETY

- 4-wheel anti-lock brakes (ABS) w/brake assist
- Electronic Brake-force Distribution (EBD)

PROCESSING-OTHER

****PRELIMINARY STANDARD EQUIPMENT****



**2009 Toyota Tundra 4WD Truck CrewMax 5.7L
FFV V8 6-Spd AT Grade (SE) (8363)**

Prepared By:
Florida Department of Management Services,
Division of State Purchasing

All Options

Code	Description	Front Weight	Rear Weight	MSRP
Admin Fee				
___	SOUTHEAST TOYOTA ADMIN FEE, *PRICE TO FOLLOW*	0.0	0.0	W/A
Emissions				
RE	50-STATE EMISSIONS	0.0	0.0	\$0.00
Option Pkg				
___	OPTION PKG NOT DESIRED	0.0	0.0	\$0.00
RK	TRD ROCK WARRIOR PKG, -inc: 17" TRD forged alloy wheels, LT285/70R17 BF Goodrich all-terrain TA tires, offroad -tuned Bilstein shocks, color-keyed grille surround & front bumper, matte black steel rear bumper, sport line styling, sport shift knob, sport pedal covers, graphics, (REQ: CK Cold Kit or BN Bucket Seats), *Affects Color Availability*	0.0	0.0	\$3,177.00
Paint				
___	STANDARD PAINT	0.0	0.0	\$0.00
Seat Type				
___	FABRIC 40/20/40 SPLIT-&-FOLD BENCH SEAT W/4-WAY ADJUSTABLE DRIVER & FRONT PASSENGER SEATS, (STD)	0.0	0.0	\$0.00
BN	FRONT BUCKET SEATS, -inc: 8-way adjustable driver seat, 4-way adjustable passenger seat, adjustable headrests, tilt & telescoping steering wheel, center console shifter, center console w/laptop & file storage	0.0	0.0	\$145.00
Seat Trim				
FL__	CLOTH TRIM	0.0	0.0	\$0.00
FT__	CLOTH TRIM, (REQ: RK Rock Warrior Pkg)	0.0	0.0	\$0.00
Additional Options				
CK	COLD KIT, -inc: HD battery, HD starter, windshield wiper de-icer grid w/timer, front & rear mudguards	0.0	0.0	\$160.00
TO	TOW PKG, -inc: hitch receiver, trailer brake controller prewire, TOW/HAUL mode switch, trans temp gauge, supplemental trans cooler, 7-pin connector	0.0	0.0	\$660.00
DZ	AM/FM STEREO W/6-DISC CD CHANGER, -inc: (6) speakers, auxiliary audio jacks	0.0	0.0	\$200.00
AA	18" ALLOY WHEELS, -inc: P275/65R18 tires, (N/A w/RK Rock Warrior Pkg)	0.0	0.0	\$1,020.00
ST	18" STYLED STEEL WHEELS, (N/A w/RK Rock Warrior Pkg)	0.0	0.0	\$110.00
LF	FOG LAMPS, (N/A w/RK Rock Warrior Pkg)	0.0	0.0	\$110.00
HM	PWR HEATED EXTERIOR MIRRORS, (REQ: CK Cold Kit)	0.0	0.0	\$30.00
TM	PWR HEATED EXTERIOR TOW MIRRORS, -inc: manually extendable, turn signals (REQ: TO Tow Pkg)	0.0	0.0	\$90.00
MG	FRONT & REAR MUDGUARDS	0.0	0.0	\$60.00
PE	8-WAY PWR DRIVER & 4-WAY PWR FRONT PASSENGER SEATS, (REQ: RK Rock Warrior Pkg) (N/A w/BN Bucket Seats)	0.0	0.0	\$565.00
PN	ANTI-THEFT ALARM SYSTEM	0.0	0.0	\$220.00



**2009 Toyota Tundra 4WD Truck CrewMax 5.7L
FFV V8 6-Spd AT Grade (SE) (8363)**

Prepared By:
Florida Department of Management Services,
Division of State Purchasing















RL	DAYTIME RUNNING LIGHTS	0.0	0.0	\$40.00
SO	FRONT & REAR CLEARANCE SONAR	0.0	0.0	\$500.00
SR	PWR TILT & SLIDE MOONROOF	0.0	0.0	\$810.00
H1	DEALER FLEET INCENTIVE INVOICE CREDIT, *CREDIT*	0.0	0.0	\$0.00



**2009 Toyota Tundra 4WD Truck CrewMax 5.7L
FFV V8 6-Spd AT Grade (SE) (8363)**

Prepared By:
Florida Department of Management Services,
Division of State Purchasing
















Color Availability

Color	Code	Description
	040	Exterior 1: Super White
N/A	FL20	Internal: Black
	040	Exterior 1: Super White
N/A	FL13	Internal: Graphite
	040	Exterior 1: Super White
N/A	FL44	Internal: Sand Beige
	202	Exterior 1: Black
N/A	FL20	Internal: Black
	1D6	Exterior 1: Silver Sky Metallic
N/A	FL13	Internal: Graphite
	1D6	Exterior 1: Silver Sky Metallic
N/A	FL20	Internal: Black
	1F9	Exterior 1: Slate Metallic
N/A	FL13	Internal: Graphite
	1F9	Exterior 1: Slate Metallic
N/A	FL20	Internal: Black
	202	Exterior 1: Black
N/A	FL13	Internal: Graphite
	202	Exterior 1: Black
N/A	FL44	Internal: Sand Beige
	3L5	Exterior 1: Radiant Red
N/A	FL13	Internal: Graphite
	3L5	Exterior 1: Radiant Red
N/A	FL44	Internal: Sand Beige
	3L5	Exterior 1: Radiant Red
N/A	FL20	Internal: Black
	3Q3	Exterior 1: Salsa Red Pearl
N/A	FL13	Internal: Graphite
	3Q3	Exterior 1: Salsa Red Pearl



**2009 Toyota Tundra 4WD Truck CrewMax 5.7L
FFV V8 6-Spd AT Grade (SE) (8363)**

Prepared By:
Florida Department of Management Services,
Division of State Purchasing

Color	Code	Description
N/A	FL44	Internal: Sand Beige
	3Q3	Exterior 1: Salsa Red Pearl
N/A	FL20	Internal: Black
	4Q2	Exterior 1: Desert Sand Mica
N/A	FL44	Internal: Sand Beige
	4Q2	Exterior 1: Desert Sand Mica
N/A	FL20	Internal: Black
	4T3	Exterior 1: Pyrite Mica
N/A	FL13	Internal: Graphite
	4T3	Exterior 1: Pyrite Mica
N/A	FL44	Internal: Sand Beige
	4T3	Exterior 1: Pyrite Mica
N/A	FL20	Internal: Black
	6T8	Exterior 1: Timberland Mica
N/A	FL13	Internal: Graphite
	6T8	Exterior 1: Timberland Mica
N/A	FL44	Internal: Sand Beige
	6T8	Exterior 1: Timberland Mica
N/A	FL20	Internal: Black
	8S6	Exterior 1: Nautical Blue Metallic
N/A	FL13	Internal: Graphite
	8S6	Exterior 1: Nautical Blue Metallic
N/A	FL44	Internal: Sand Beige
	8S6	Exterior 1: Nautical Blue Metallic
N/A	FL20	Internal: Black
	8T7	Exterior 1: Blue Streak Metallic
N/A	FL13	Internal: Graphite
	8T7	Exterior 1: Blue Streak Metallic
N/A	FL44	Internal: Sand Beige
	8T7	Exterior 1: Blue Streak Metallic
N/A	FL20	Internal: Black



**2009 Toyota Tundra 4WD Truck CrewMax 5.7L
FFV V8 6-Spd AT Grade (SE) (8363)**

Prepared By:
Florida Department of Management Services,
Division of State Purchasing

Warranty Information

<<<Preliminary 2009 Warranty>>>

Basic:

3 Years/36,000 Miles

Drivetrain:

5 Years/60,000 Miles

Corrosion:

5 Years/Unlimited Miles

Emissions:

3 Years/36,000 Miles

Short Term California

3 Years/50,000 Miles

Long Term California

7 Years/70,000 Miles



**2009 Toyota Tundra 4WD Truck CrewMax 5.7L
FFV V8 6-Spd AT Grade (SE) (8363)**

Prepared By:
Florida Department of Management Services,
Division of State Purchasing

Technical Specifications

POWERTRAIN

Transmission

Drivetrain	4-Wheel Drive
Trans Order Code	
Trans Type	6
Trans Description Cont.	Automatic w/OD
Trans Description Cont. Again	
First Gear Ratio (:1)	3.33
Second Gear Ratio (:1)	1.96
Third Gear Ratio (:1)	1.35
Fourth Gear Ratio (:1)	1.00
Fifth Gear Ratio (:1)	0.73
Sixth Gear Ratio (:1)	0.59
Reverse Ratio (:1)	3.06
Clutch Size	
Trans Power Take Off	N/A
Final Drive Axle Ratio (:1)	N/A
Transfer Case Model	N/A
Transfer Case Gear Ratio (:1), High	2.62
Transfer Case Gear Ratio (:1), Low	1.00
Transfer Case Power Take Off	N/A

Mileage

EPA Fuel Economy Est - City	
EPA Fuel Economy Est - Hwy	
Cruising Range - City	N/A mi
Cruising Range - Hwy	N/A mi

Engine

Engine Order Code	
Engine Type	Gas/Ethanol V8
Displacement	5.7L/-TBD-
Fuel System	N/A
SAE Net Horsepower @ RPM	N/A
SAE Net Torque @ RPM	N/A
Engine Oil Cooler	



**2009 Toyota Tundra 4WD Truck CrewMax 5.7L
FFV V8 6-Spd AT Grade (SE) (8363)**

Prepared By:
Florida Department of Management Services,
Division of State Purchasing

Electrical

Cold Cranking Amps @ 0° F (Primary)	N/A
Cold Cranking Amps @ 0° F (2nd)	N/A
Cold Cranking Amps @ 0° F (3rd)	N/A
Maximum Alternator Capacity (amps)	N/A

Cooling System

Total Cooling System Capacity	N/A qts
-------------------------------	---------

DIMENSIONS

Interior Dimensions

Passenger Capacity	6
Front Head Room	40.2 in
Front Leg Room	42.5 in
Front Shoulder Room	66.6 in
Front Hip Room	63.0 in
Second Head Room	38.7 in
Second Leg Room	44.5 in
Second Shoulder Room	65.4 in
Second Hip Room	62.6 in

Exterior Dimensions

Wheelbase	145.7 in
Length, Overall w/o rear bumper	N/A in
Width, Max w/o mirrors	79.9 in
Height, Overall	76.2 in
Overhang, Front	35.1 in
Overhang, Rear w/o bumper	N/A in
Front Bumper to Back of Cab	N/A in
Cab to Axle	N/A in
Cab to End of Frame	N/A in
Ground to Top of Load Floor	N/A in
Ground to Top of Frame	N/A in
Frame Width, Rear	N/A in
Ground Clearance, Front	N/A in
Ground Clearance, Rear	N/A in



**2009 Toyota Tundra 4WD Truck CrewMax 5.7L
FFV V8 6-Spd AT Grade (SE) (8363)**

Prepared By:
Florida Department of Management Services,
Division of State Purchasing

Cargo Area Dimensions

Cargo Box Length @ Floor	N/A in
Cargo Box Width @ Top, Rear	N/A in
Cargo Box Width @ Floor	N/A in
Cargo Box Width @ Wheelhousings	50.0 in
Cargo Box (Area) Height	22.2 in
Tailgate Width	66.4 in
Cargo Volume	N/A ft ³
Ext'd Cab Cargo Volume	N/A ft ³

CHASSIS

Weight Information

Gross Axle Wt Rating - Front	N/A lbs
Gross Axle Wt Rating - Rear	4050 lbs
Curb Weight - Front	N/A lbs
Curb Weight - Rear	N/A lbs
Option Weight - Front	0.00 lbs
Option Weight - Rear	0.00 lbs
Reserve Axle Capacity - Front	N/A lbs
Reserve Axle Capacity - Rear	N/A lbs
As Spec'd Curb Weight	N/A lbs
As Spec'd Payload	N/A lbs
Gross Combined Wt Rating	N/A lbs
Curb Weight	N/A lbs
Reserve Axle Capacity	N/A lbs
Total Option Weight	0.00 lbs
Payload Weight Front	0 lbs
Payload Weight Rear	0 lbs
Gross Vehicle Weight Rating	4050.00 lbs

Frame

Frame Type	N/A
Sect Modulus Rails Only	N/A in ³
Frame RBM	N/A N/A
Frame Strength	N/A lbs
Frame Thickness	N/A in



**2009 Toyota Tundra 4WD Truck CrewMax 5.7L
FFV V8 6-Spd AT Grade (SE) (8363)**

Prepared By:
Florida Department of Management Services,
Division of State Purchasing

Suspension

Suspension Type - Front	Independent
Suspension Type - Rear	Trapezoidal
Spring Capacity - Front	
Spring Capacity - Rear	
Axle Type - Front	N/A
Axle Type - Rear	N/A
Axle Capacity - Front	N/A lbs
Axle Capacity - Rear	N/A lbs
Axle Ratio (:1) - Front	N/A
Axle Ratio (:1) - Rear	N/A
Shock Absorber Diameter - Front	N/A mm
Shock Absorber Diameter - Rear	N/A mm
Stabilizer Bar Diameter - Front	N/A in
Stabilizer Bar Diameter - Rear	

Tires

Front Tire Order Code	
Rear Tire Order Code	
Spare Tire Order Code	
Front Tire Size	P255/70R18
Rear Tire Size	P255/70R18
Spare Tire Size	P255/70R18
Front Tire Capacity	N/A lbs
Rear Tire Capacity	N/A lbs
Spare Tire Capacity	N/A lbs
Revolutions/Mile @ 45 mph - Front	N/A
Revolutions/Mile @ 45 mph - Rear	N/A
Revolutions/Mile @ 45 mph - Spare	N/A

Wheels

Front Wheel Size	18 x -TBD- in
Rear Wheel Size	18 x -TBD- in
Spare Wheel Size	18 x -TBD- in
Front Wheel Material	Steel
Rear Wheel Material	Steel
Spare Wheel Material	N/A



**2009 Toyota Tundra 4WD Truck CrewMax 5.7L
FFV V8 6-Spd AT Grade (SE) (8363)**

Prepared By:
Florida Department of Management Services,
Division of State Purchasing

Steering

Steering Ratio (:1), On Center	N/A
Steering Ratio (:1), At Lock	N/A
Turning Diameter - Curb to Curb	N/A ft
Turning Diameter - Wall to Wall	N/A ft

Brakes

Brake Type	Pwr
Brake ABS System	4-Wheel
Brake ABS System (Second Line)	
Disc - Front (Yes or)	Yes
Disc - Rear (Yes or)	Yes
Front Brake Rotor Diam x Thickness	13.9 x -TBD- in
Rear Brake Rotor Diam x Thickness	13.6 x -TBD- in
Drum - Rear (Yes or)	
Rear Drum Diam x Width	

Fuel Tank

Fuel Tank Capacity, Approx	N/A gal
Aux Fuel Tank Capacity, Approx	
Fuel Tank Location	
Aux Fuel Tank Location	

Trailer

Dead Weight Hitch - Max Trailer Weight	0.00 lbs
Dead Weight Hitch - Max Tongue Weight	0.00 lbs
Weight Distributing Hitch - Max Trailer Weight	0.00 lbs
Weight Distributing Hitch - Max Tongue Weight	0.00 lbs
Fifth Wheel Hitch - Max Trailer Weight	0.00 lbs
Fifth Wheel Hitch - Max Tongue Weight	0.00 lbs

Report content is based on current data. Any performance-related calculations are offered solely as guidelines. Actual unit performance will depend on your operating conditions.
